





SPECIFICATIONS	NEW PEUGEOT 408		
	ALLURE	PREMIUM	GT
SIZE - TRANSMISSION			
Overall Dimensions (LxWxH) (mm)	4,687 x 1,859 x 1,478	4,687 x 1,859 x 1,478	4,687 x 1,859 x 1,487
Wheelbase (mm)		2,787	
Ground Clearance (mm)		189	
Engine		1.6 Turbo PureTech	
Maximum Power (hp @ rpm)		218 @ 5500	
Maximum Torque (Nm @ rpm)		300 @ 2000	
Gear		8 Speed A/T	
Tyre Size	225/55 R18	225/55 R18	245/40 R20
EXTERIOR			
Front Headlights	Full LED	Full LED	Matrix LED with Automatic Beam
Rear Lights	Full LED	Full LED	3D 'Claw Effect' LED
Front Grill Style	Chrome	Chrome	Body Colour
Spoiler Sunroof	-	-	•
Alloy Wheels	18" Granite Grey	18" Granite Black	20" Monolithe Black
INTERIOR - CONVENIENCE			
Seat	Comfort Vinyl	Comfort Full Leather	Dynamic Black Nappa Leather
Electric Driver Seat	•	•	AGR Certified Seat + Memory
Passenger Seat	Manual	Electric	Electric
Massage Function	-	-	•
PEUGEOT i-Cockpit® 10" Digital Cluster	•	•	3D Quartz
PEUGEOT i-Cockpit® Infotainment HD Colour Touchscreen	•	•	With Configurable i-Toggles®
Sound System	6 Speakers	6 Speakers	Focal® Premium Hi-Fi System
Wireless Smart Phone Charger	•	•	•
Peugeot Multisensorial Pack	-	-	•
Spare Tyre	•	•	Repair Kit
Cabin Air Cleaning System	-	-	•
SAFETY			
Airbags	6	6	6
Camera	Rear 180°	Rear 180°	360°
Parking Assist Sensor	Rear	Front and Rear	Front and Rear
ESP with Hill Assist	•	•	•
Traffic Signs Recognition	•	Advanced	Advanced
Active Hood (Pedestrian Protection)	•	•	•
Cruise Control	•	Advanced Adaptive	Advanced Adaptive
Autonomous Emergency Braking	•	Advanced	Advanced
Front Collision Warning	-	•	•
Blind Spot Detection	-	•	•
Rear Cross Traffic Alert	-	•	•
High Beam Assist	•	•	•
Tyre Pressure Monitoring System	•	•	•

PAINTS & COLOURS

	ALLURE	PREMIUM	GT
 Obsession Blue		•	•
 Perla Nera Black	•	•	•
 Okinite White	•	•	•
 Artense Grey	•	•	

WHEELS



18" Granite Grey | 18" Granite Black | 20" Monolithe Black

AUTHORISED DEALER:



PEUGEOT NEW 408



LANGUAGE OF ATTRACTION

facebook.com/peugeotmalaysia | peugeot.com.my | peugeot.malaysia

Note: Image & specifications are subject to change without prior notice. Please contact nearest showroom for more information.

EMOTION

The saloon-style driving position combined with a higher posture gives you the chance to discover the road from a new perspective.



Driver assistance systems enhance comfort and sense of calm when driving


Experience the magnetic 408. Stunning design, uncompromising quality and a dynamic drive.



The latest generation PEUGEOT 3D i-Cockpit® with new design and technology



New configurable PEUGEOT i-Toggles® to give quick and intuitive access



Top of the range comfort for driver and passenger



EXCELLENCE

Finish, material selection, space, comfort. The PEUGEOT 408 features everything you need for a unique experience.

The unexpected silhouette of the PEUGEOT 408 is characterised by its fastback-inspired dynamic posture and feline look. With increased ground clearance while keeping low, its fluid lines reinforce its aerodynamic character.

ALLURE



The rear light cluster simulates 3 lion claws



The front lights simulate lion fangs

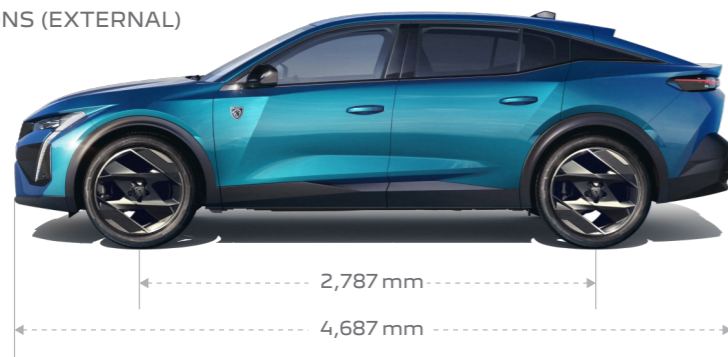


HIGH-EFFICIENCY ENGINE

Turbocharged 1.6L PureTech of 218 hp (162kW) with an 8-speed automatic gearbox



DIMENSIONS (EXTERNAL)



ONBOARD QUALITY

A comfortable drive with low NVH, premium sound system and seats with built-in massage function



EASY CONNECTIVITY

Optimised connectivity with Bluetooth and USB plug-ins



UNEXPECTED REAR END DESIGN

Innovative full LED or 3D full LED rear lights light up one claw at a time

*The availability of certain features may vary depending on the vehicle trim.